

GUIDE FOR BEGINNING

AMH EPP Project by Melissa Peda
as seen on 100billionstars.com

Totals

To complete these units you need:

13 - Hexagon paper pieces

234 - Jewel paper pieces

180 - 60 degree Diamond paper pieces




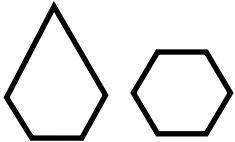
STARTER SHAPES AND UNITS – Please note this is not a complete list for the entire project, only the whole units necessary for the main field of the project

Star Flowers

Round 1

6 jewels


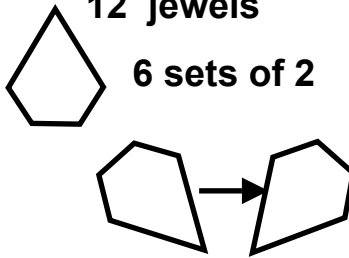
1 hexagon



Round 2

12 jewels

6 sets of 2



Make 13 complete star flower units.

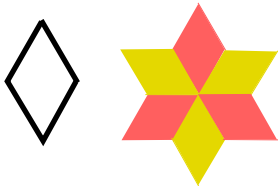
Choose symmetrical design elements for a full kaleidoscopic effect.

Asymmetrical elements should contain some movement to keep the eye traveling around the flower.

Keep the design element to scale with the size of the paper piece.

Stars

6 diamonds



Make 24 complete diamond units.

Choose a single solid, small print (dots, checks or blender) for a more ordered look.

Choose two different prints (fussy cut or not) to give the feeling of scattered scraps in the background.

Diamonds



Make 36 single diamonds.

Find more about the process and project, including lots of photos, on the blog:

100billionstars.com/blog

